

FABRICATION

**ACCESS
SYSTEMS
CATALOGUE**

P (08) 8440 7616

E admin@idfab.com.au

W www.idfabrication.com.au



CONTENTS

FLOORING	
Grid Grating - Specifications	9
Grid Grating - Components	9
Flat Bar	10
Serrated Bar	11
Cut Outs	11
Grid Grating - Ordering Details	12-13
Grid Grating - Fastening Details	14
Stair Treads	15
HANDRAIL	
Specifications	19
Fabricated Handrail Panels	20-21
Stanchions & Components	22-27
Platform Mount	22
Side Mount	22
Side Conveyor	23
Side Offset	23
Angle Mount	24
Side Angle	24
Side Offset Angle	24
Cored	25
Welded	25
Single Ball	25
Multi Ball	25
OBP & K	25
Jumbo	25
Base Plates	25
Kick Plate Brackets	26
Closures and bends	27
Self Closing Gates	28-29
Balustrade	30-31


ID Fabrication is a fast growing supplier of industrial access solutions.

We manufacture and supply gratings, handrail systems, expanded mesh, stanchions and other walkway infrastructure components.

Our fabricated walkway and access systems are custom designed to specific requirements and supplied in galvanised or untreated mild steel, Aluminium or FRP.

ID Fabrication supplies major engineering, construction and structural fabrication companies across Australia, servicing small jobs through to very large projects in the mining and industrial sectors.

Our specialist staff are supported by in-house quality and project management experts.



FLOORING



FLOORING

Grid Grating

A product with a wide range of applications, ID Fabrication Grating can be used in industry as walkway flooring or as screens, drain covers and stairways.

ID Fabrication supplies grid grating fabricated to customers' specifications, including cut outs, banding and kick plates.

Alternatively we can supply full sheets, in black or galvanised, or FRP finishes.

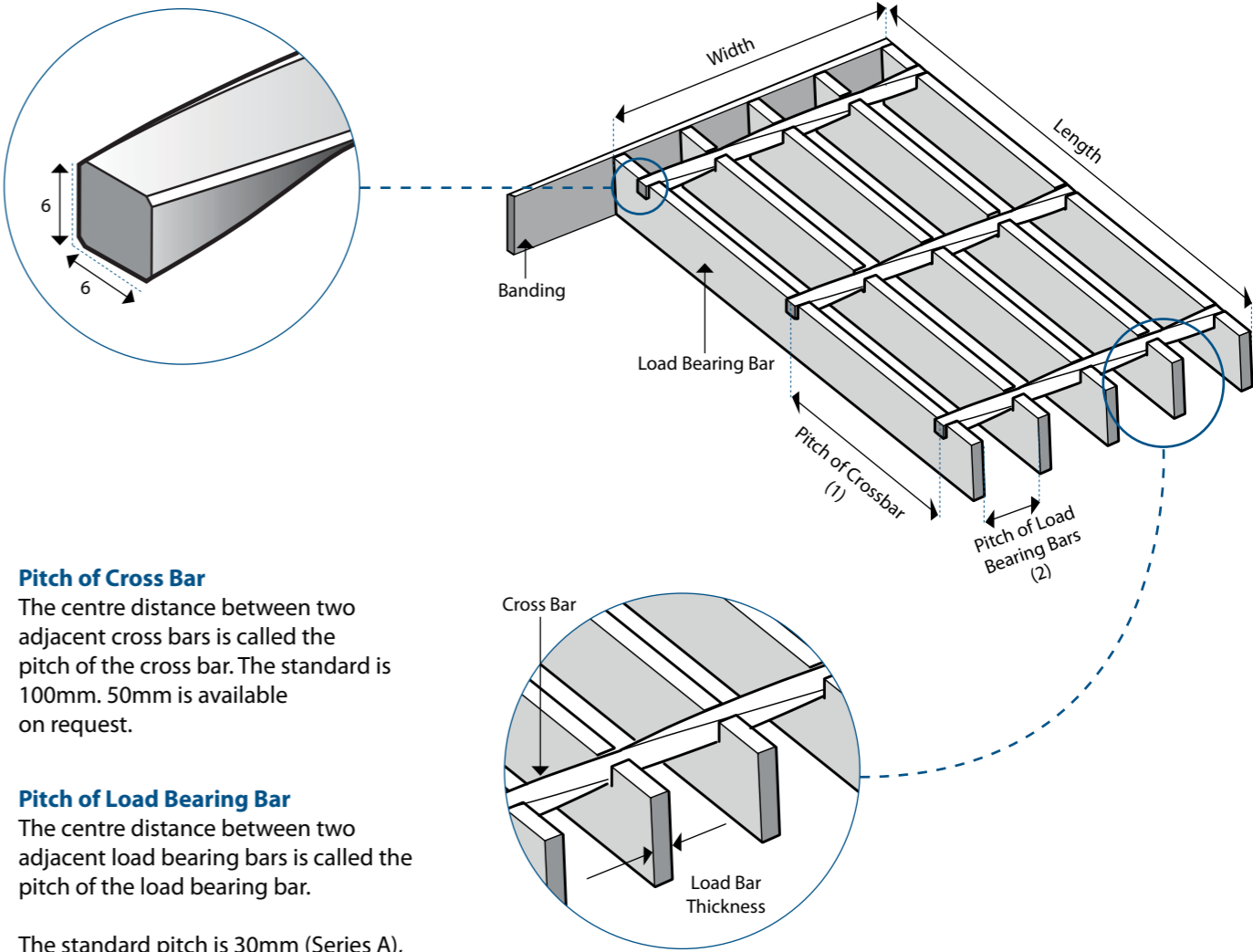
Specifications

ID Fabrication Grating is available in a choice of finishes

M	Mill Steel
G	Galvanised Steel to AS4680:2006
A	Aluminium
FRP	Fibre Reinforced Plastic*

*FRP details available by request

Grating Components



- 1 **Pitch of Cross Bar**
The centre distance between two adjacent cross bars is called the pitch of the cross bar. The standard is 100mm. 50mm is available on request.

- 2 **Pitch of Load Bearing Bar**
The centre distance between two adjacent load bearing bars is called the pitch of the load bearing bar.

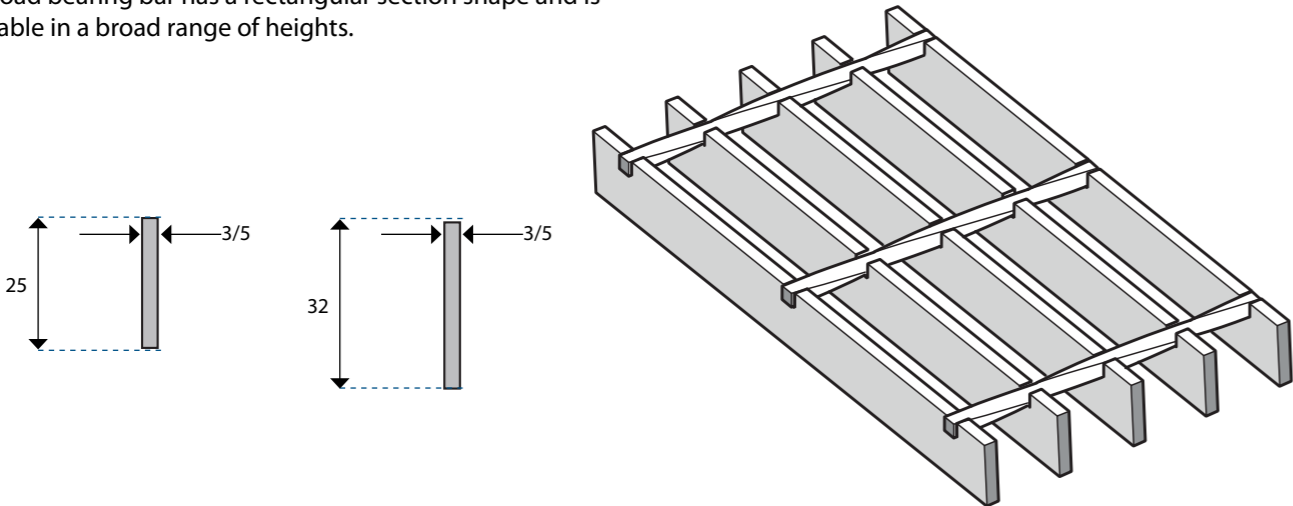
The standard pitch is 30mm (Series A), 40mm (Series C) & 60mm (Series F).

FLOORING
Grid Grating

Grating Components (Continued)

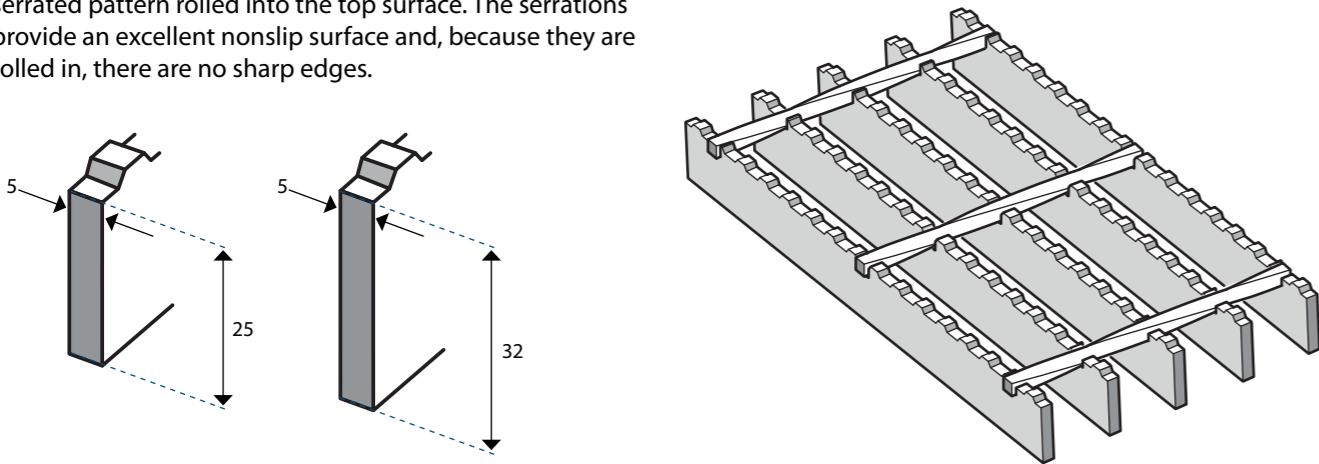
Flat Bar Grating

The load bearing bar has a rectangular section shape and is available in a broad range of heights.



Serrated Bar Grating

This load bearing bar has a rectangular section with a serrated pattern rolled into the top surface. The serrations provide an excellent nonslip surface and, because they are rolled in, there are no sharp edges.

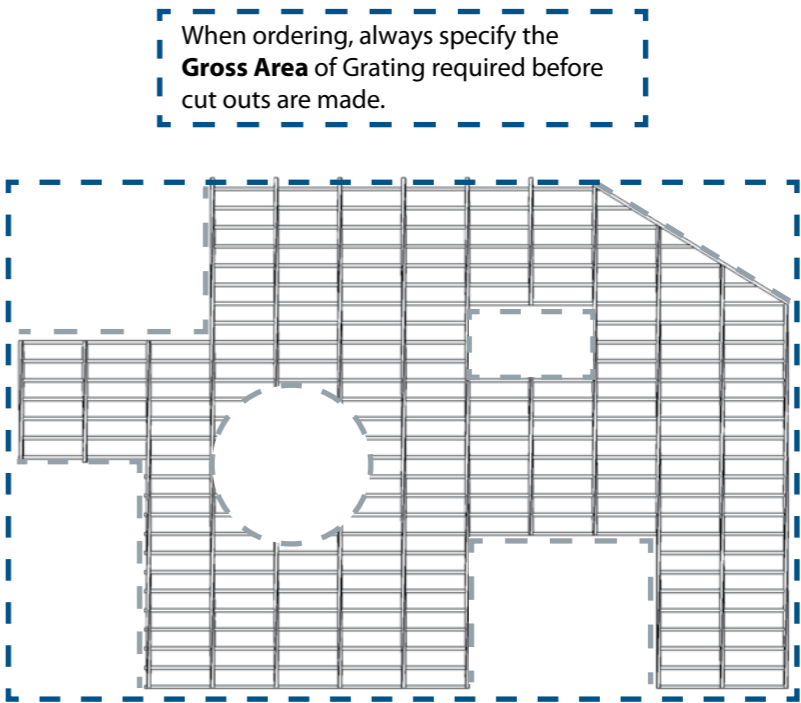


FLOORING
Grid Grating

Grating Components (Continued)

Cut Outs

ID Fabrication's workshop offers fast turnaround on providing grid grating with customised cut outs to allow other components to pass through such as pipes, structural elements, handrails etc.



FLOORING

Grid Grating

HOW TO ORDER STEEL GRID GRATING

Example

IDA 32 3 FB G

Select Grating Series
(Load Bar Pitch x Cross Bar Pitch)

IDA 30mm x 100mm

IDB 30mm x 50mm

IDC 40mm x 100mm

IDD 40mm x 50mm

IDF 60mm x 50mm

Select Load Bearing Bar Height

3 or 5mm Load Bearing Bar Thickness

20mm

25mm

32mm

40mm

50mm

65mm

75mm

5mm Load Bearing Bar Thickness Only

Select Load Bearing Bar Thickness

3mm

5mm

Select Load Bar Shape

FB Flat Bar

SEFB Serrated Edge Flat Bar

Select Finish

G Galvanised Steel

U Untreated Steel

Aluminium

Guide to the Selection of Steel Grating

Maximum Recommended Spans (mm) for Various Grid Sizes and Loads

Light to Medium Duty

Load Bearing Bar Dimensions (H x W mm)	Maintenance Floor No Public Use			Pedestrian Traffic Residential/Light Use			Pedestrian Traffic Commercial Use		
	UDL: 2.5kPa Deflection: 5mm			UDL: 3kPa Deflection: 5mm			UDL: 4kPa Deflection: 5mm		
	Load Bearing Bar Pitch (mm)			Load Bearing Bar Pitch (mm)			Load Bearing Bar Pitch (mm)		
	30	40	60	30	40	60	30	40	60
20 x 3	1190	1110	1000	1140	1060	960	1060	980	890
25 x 3	1410	1310	1180	1350	1250	1130	1250	1170	1050
32 x 3	1700	1580	1430	1620	1510	1360	1510	1400	1270
40 x 3	2010	1870	1690	1920	1780	1610	1780	1660	1500
20 x 5	1350	1260	1140	1290	1200	1090	1200	1120	1010
25 x 5	1600	1490	1350	1530	1420	1290	1420	1320	1200
32 x 5	1930	1790	1620	1840	1710	1550	1710	1590	1440
40 x 5	2280	2120	1920	2180	2030	1830	2030	1890	1700

Heavy Duty

Load Bearing Bar Dimensions (H x W mm)	General Factories, Workshops and Wheeled Trolley Usage						Heavy Loading Areas, Boiler Rooms and Heavy Equipment					
	UDL: 5kPa Deflection: 5mm			UDL: 5kPa Deflection: 10mm			UDL: 7.5kPa Deflection: 5mm			UDL: 7.5kPa Deflection: 10mm		
	Load Bearing Bar Pitch (mm)			Load Bearing Bar Pitch (mm)			Load Bearing Bar Pitch (mm)			Load Bearing Bar Pitch (mm)		
	30	40	60	30	40	60	30	40	60	30	40	60
25 x 5	1350	1250	1130	1600	1490	1350	1220	1130	1020	1450	1350	1220
32 x 5	1620	1510	1360	1930	1790	1620	1460	1360	1230	1740	1620	1460
40 x 5	1920	1780	1610	2280	2120	1920	1730	1610	1460	2060	1920	1730
45 x 5	2090	1950	1760	2490	2320	2090	1890	1760	1590	2250	2090	1890
50 x 5	2270	2110	1910	2700	2510	2270	2050	1910	1720	2440	2270	2050
55 x 5	2440	2270	2050	2900	2700	2440	2200	2050	1850	2620	2440	2200
65 x 5	2760	2570	2320	3290	3060	2760	2490	2320	2100	2970	2760	2490
75 x 5	3080	2860	2590	3660	3400	3080	2780	2590	2340	3300	3080	2780
76 x 6	3220	3000	2710	3830	3560	3220	2910	2710	2440	3460	3220	2910

FLOORING

Grid Grating

IDA Pattern

A

Supplied as 5800 x 995mm Panels as standard, unless other sizes or cut outs are specified.

Cross Rod Pitch

100

Load Bar Pitch

30

IDB Pattern

B

Supplied as 5800 x 995mm Panels as standard, unless other sizes or cut outs are specified.

Cross Rod Pitch

50

Load Bar Pitch

30

IDC Pattern

C

Supplied as 5800 x 1003mm TYP Panels as standard, unless other sizes or cut outs are specified.

Cross Rod Pitch

100

Load Bar Pitch

40

IDD Pattern

D

Supplied as 5800 x 1000mm Panels as standard, unless other sizes or cut outs are specified.

Cross Rod Pitch

50

Load Bar Pitch

40

IDF Pattern

F

Supplied as 5800 x 970mm Panels as standard, unless other sizes or cut outs are specified.

Cross Rod Pitch

50

Load Bar Pitch

60

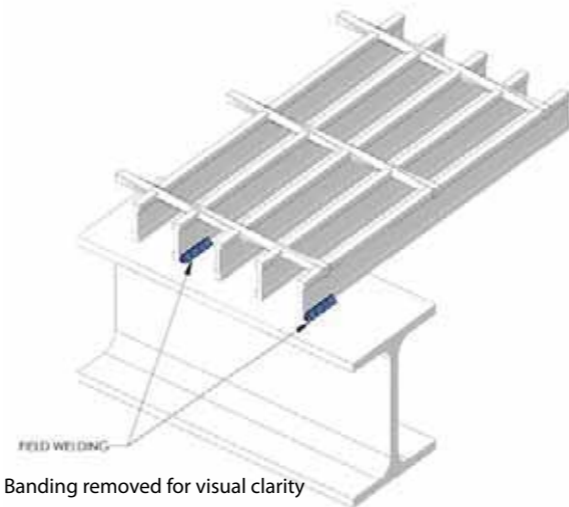
FLOORING

Grid Grating

Fastening Details

Welding

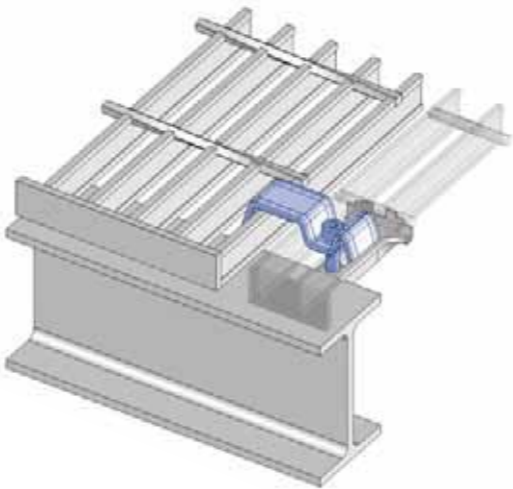
When attaching gratings to supporting steelwork, the most positive fixing method, and by far the most economical, is to employ on-site welding. Welding is recommended for all permanently installed gratings, and for gratings that are to be removed only at infrequent intervals.



Fixing Clips

Where panels are required to be removable or where surface treatment of the grating (eg. galvanising) may be damaged, it is recommended that ID Fabrication Grating fixing clips are employed.

ID Fabrication Grating fixing clips are supplied as standard with a zinc-plated finish. Where there is no lateral restraint provided by the support structure, a minimum of four clips per panel must be used to restrain floor panels. Where larger panels are to be fixed, it is advisable to use extra clips at mid span or on any available intermediate supports.



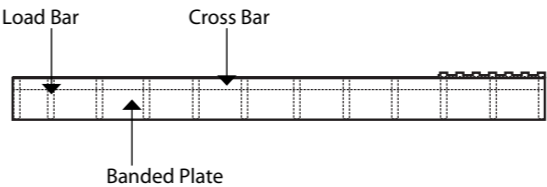
Note: In order to reduce the risk of accidents occurring, ID Fabrication recommend that, where panels are used on site as a means of providing temporary access during erection, they should be lightly tack-welded to the supporting steelwork. Due to constant traffic, unfixed panels have a tendency to slowly drift away from their supports with the eventual result that the panels may tip over under the weight of a person. When a group of panels are in their correct position they should be fixed immediately using one of the recommended methods.

FLOORING

Stair Treads

Steel or Aluminium Stair Treads

Welded



IDT1



- Banded ends
- No nosing
- Welded Fixing

IDT3



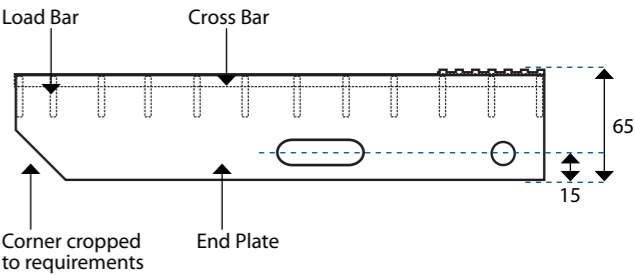
- Banded ends
- Floor plate nosing
- Welded fixing

IDT5



- Banded ends
- Abrasive nosing
- Welded fixing

Bolted



IDT2



- Holed End Plates
- No Nosing
- Bolted Fixing

IDT4



- Holed End Plates
- Floor plate nosing
- Bolted Fixing


IDT6



- Holed End Plates
- Abrasive nosing
- Bolted Fixing



HANDRAIL



HANDRAIL

Introduction

ID Fabrication supply a wide range of fabricated handrail systems and handrail components including stanchions, bends, kick plates and handrail mounting brackets. Handrail is fabricated in mild steel, in both black and galvanised finishes, and in aluminium. Handrail systems and products can also be supplied in painted finishes.



Specifications

Stanchions

48.3 OD x 40 NB x 3.2mm Wall Thickness

Stanchion Spacing

Tubular Handrail Systems comply with AS1657. Maximum spacing of 2 metres.



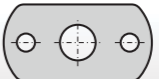
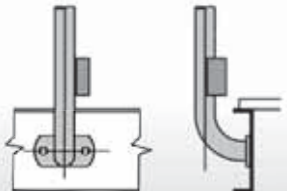

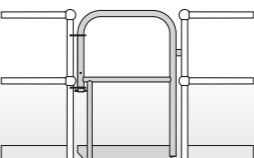

Rail Specifications

Handrail - 32 NB (42.4mm OD) medium gauge.
Kneerail - 25 NB (33.7mm OD) medium gauge.
Stanchions are drilled to suit above rail.

Available Finishes

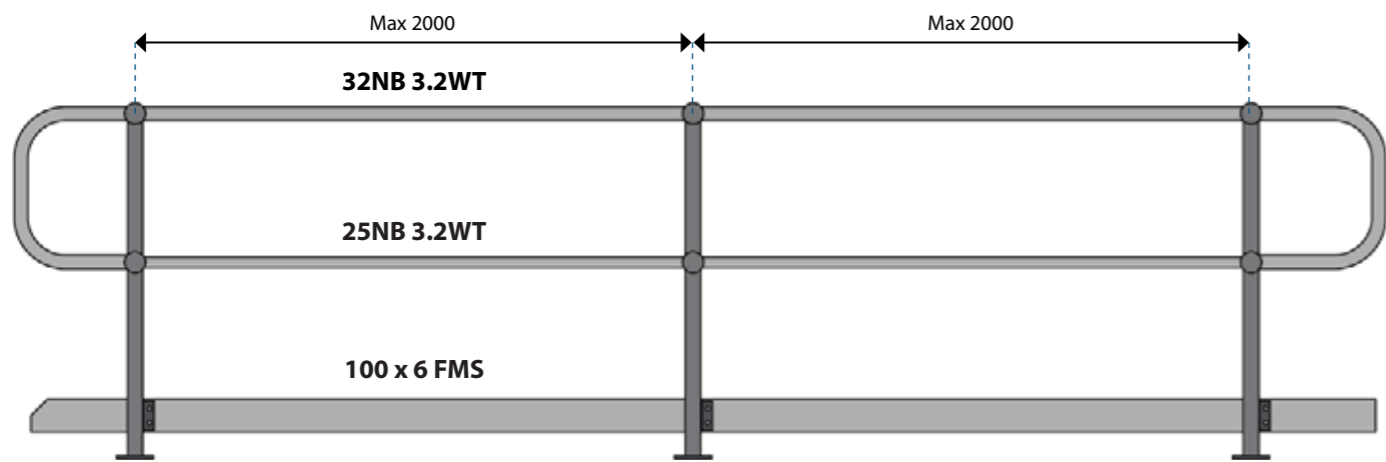
Components can be supplied in

- | | |
|----------|---------------------------------|
| M | Mill Steel |
| G | Galvanised Steel to AS4680:2006 |
| P | Painted Steel |
| A | Aluminium |

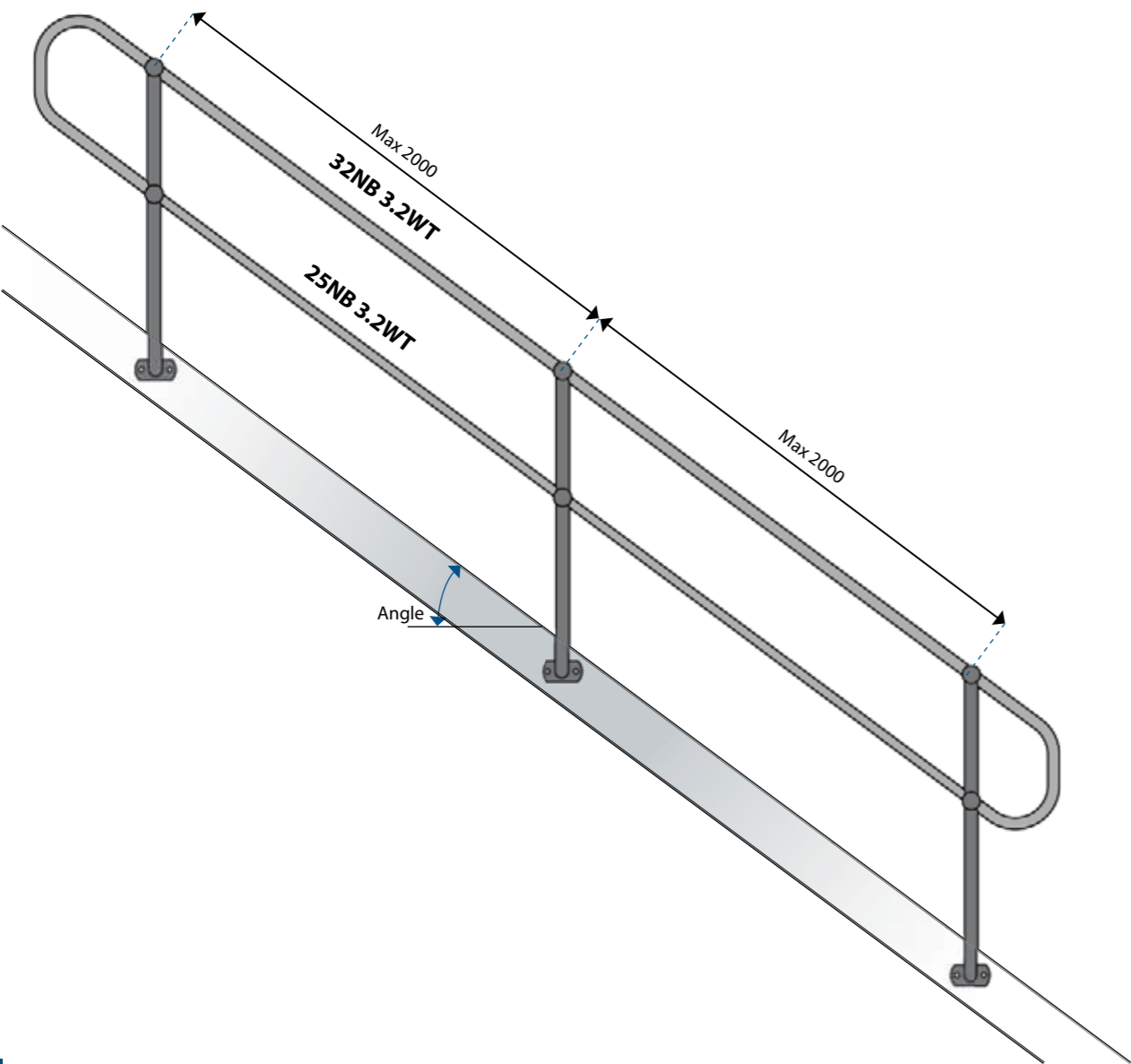
Fabricated Handrail Panels	Stanchions	Base Plates	Kick Plate Brackets
 20-21	 22-25	 25	 26
Rail Closures & Bends	Self Closing Gates	Balustrade	
 27	 28-29	 30-31	

HANDRAIL
Fabricated Handrail Panels

Fabricated Handrail Panel Type 1

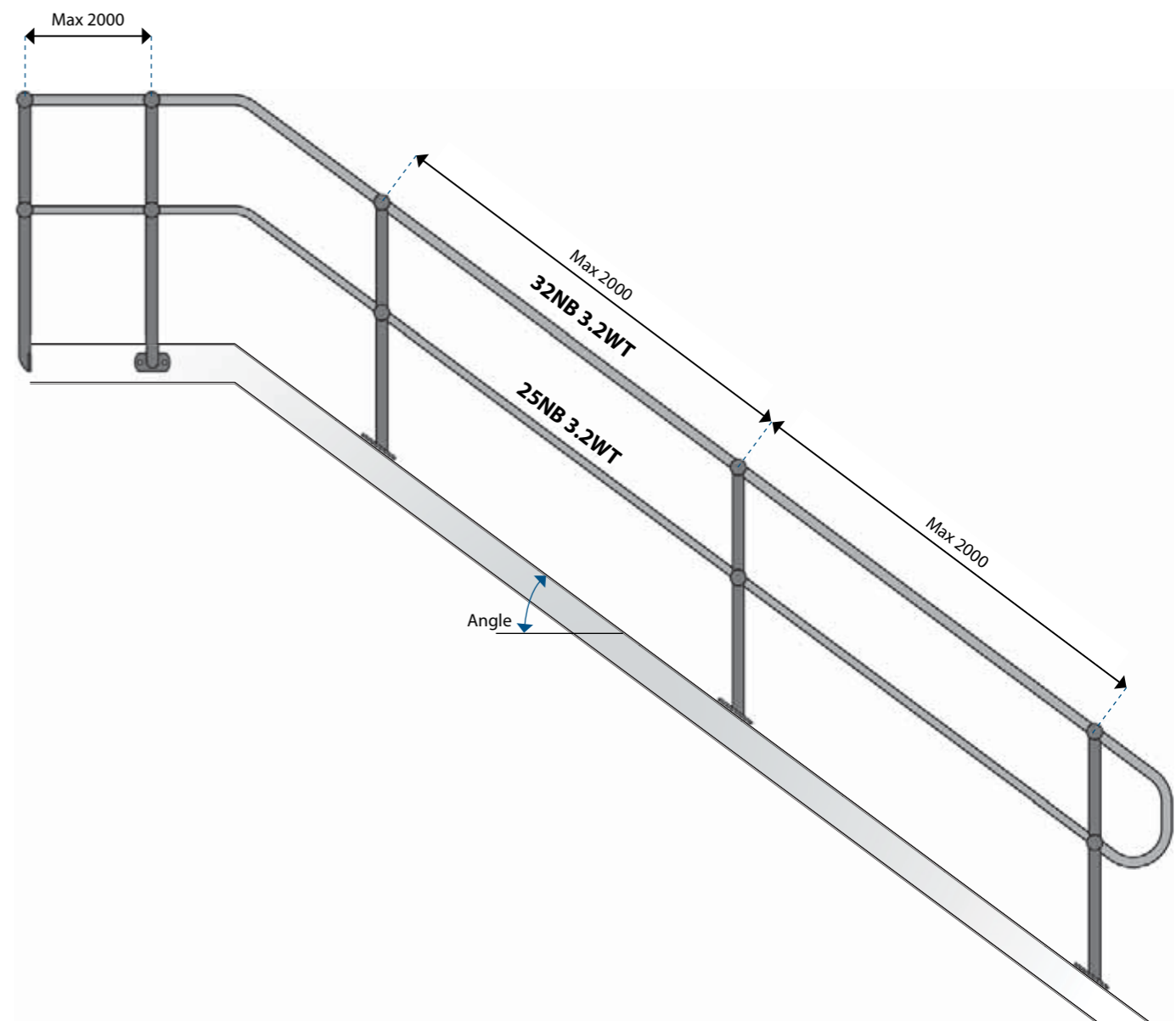


Fabricated Handrail Panel Type 2



HANDRAIL
Fabricated Handrail Panels

Fabricated Handrail Panel Type 3



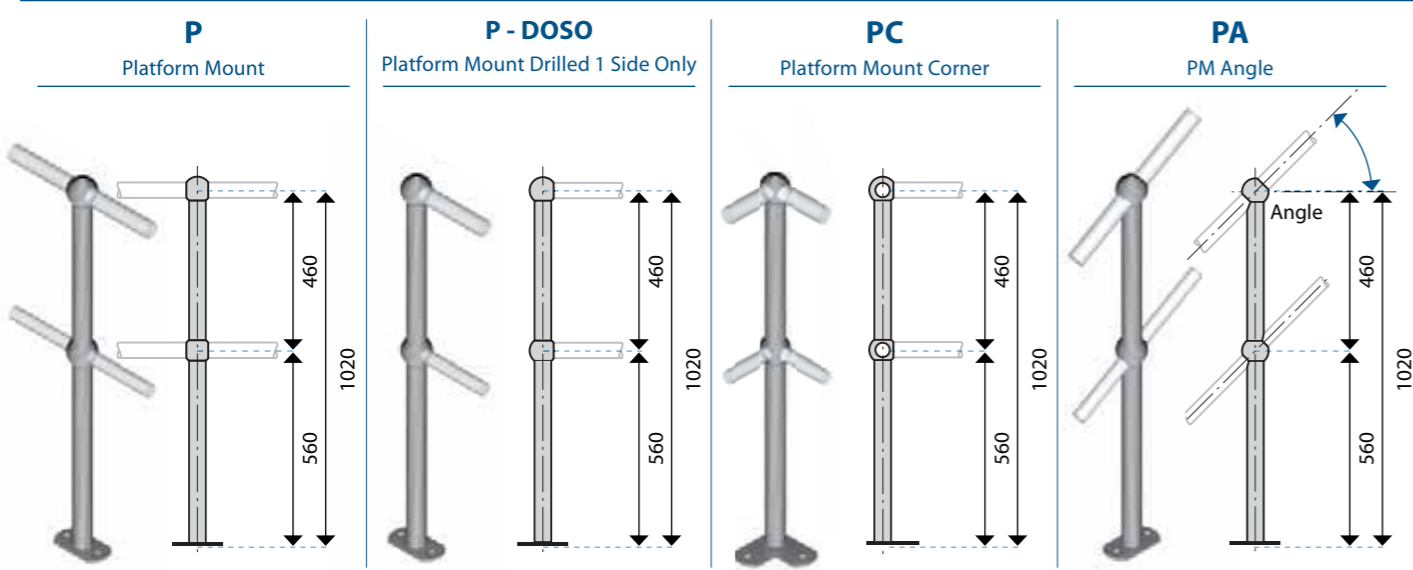
- Available in Galvanised, Mill, or Painted Steel
- Specify required sizes and angles when ordering
- Available as a fast turnaround



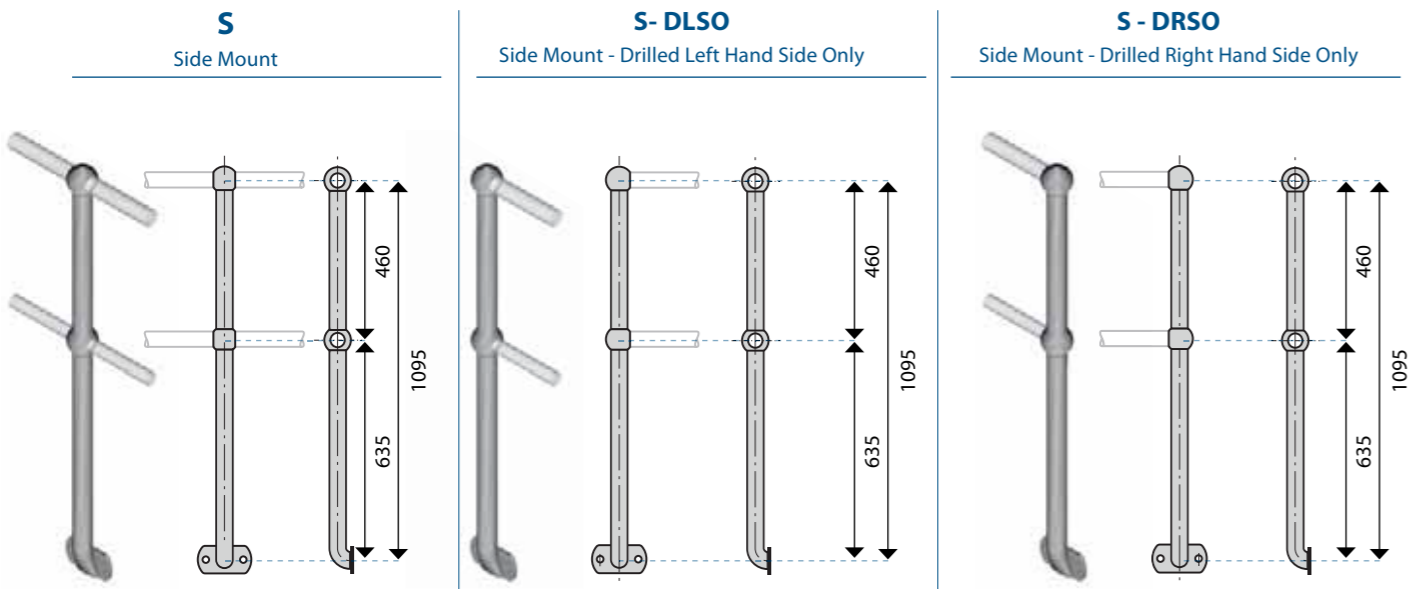
HANDRAIL

Stanchions & Components

Platform Mount Stanchions



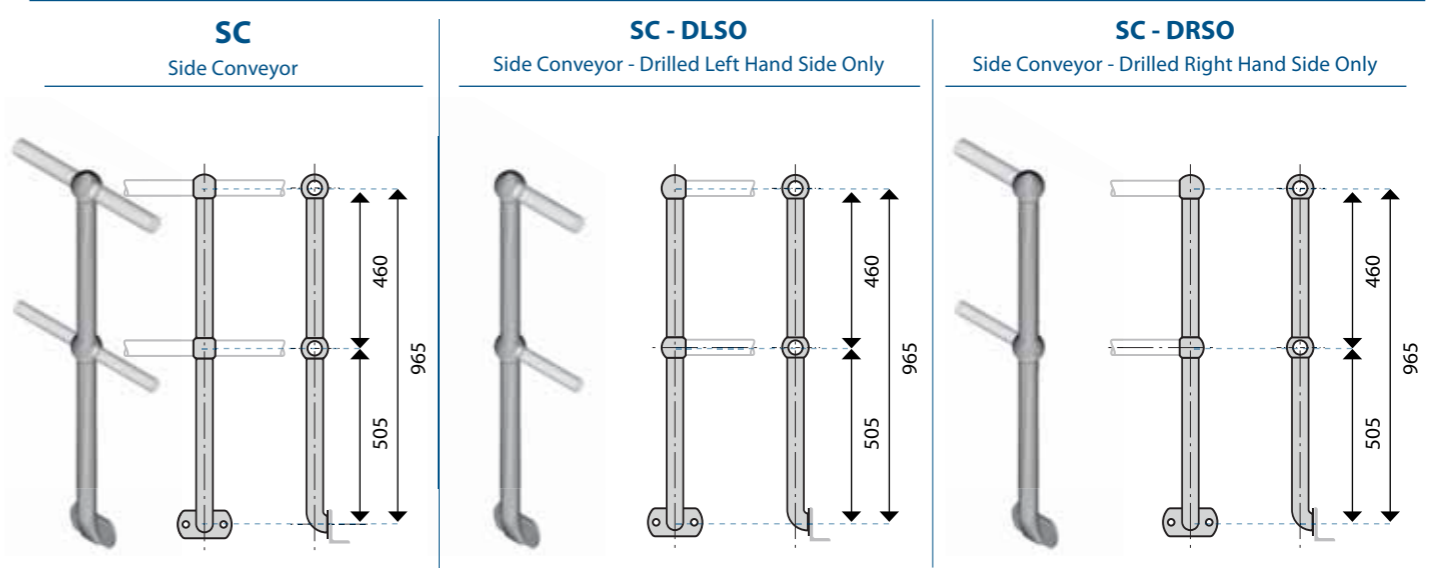
Side Mount Stanchions



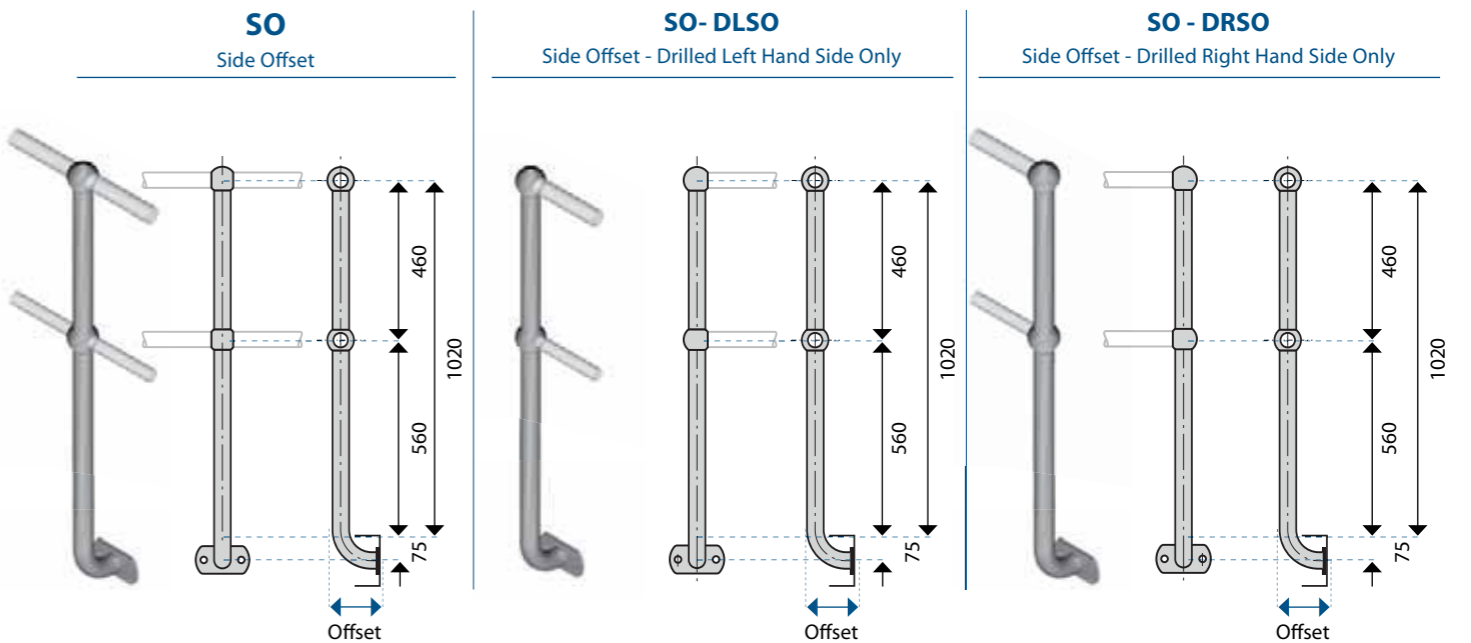
HANDRAIL

Stanchions & Components

Side Conveyor Stanchions



Side Offset Stanchions

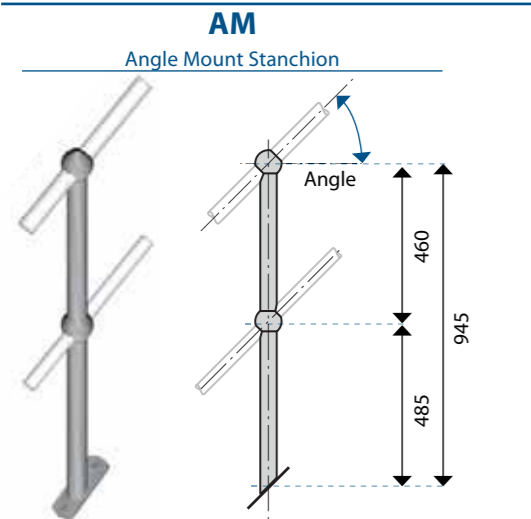


SO Type Offset			
Channels		Universal Beams	
Size	Offset	Size	Offset
150 x 75	110	200UB	110
180 x 75	110	250UB	110
200 x 75	110	310UB	110
230 x 75	110	360UB	115
250 x 75	115	410UB	115
300 x 75	115	460UB	125
380 x 75	125	530UB	135



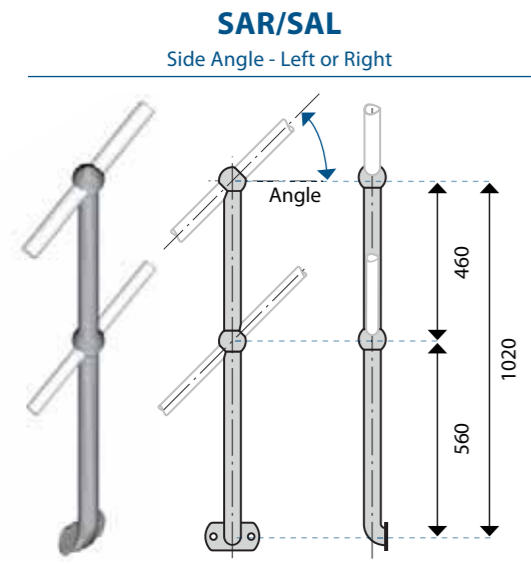
HANDRAIL
Stanchions & Components

Angle Stanchions



Angle Availability	
Part #	Angle (°) [± 0.5°]
AM-35	35
AM-37	37
AM-39	39
AM-41	41
AM-43	43
AM-45	45

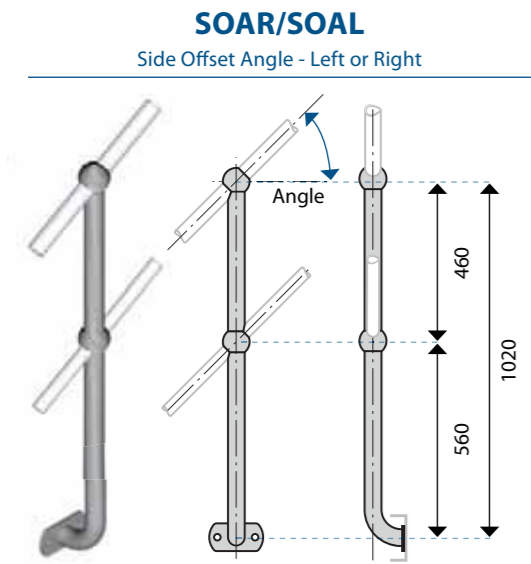
Other MTO angles available



SAR Angle Availability	
Part #	Angle (°) [± 0.5°]
SAR-35	35
SAR-37	37
SAR-39	39
SAR-41	41
SAR-43	43
SAR-45	45

SAL Angle Availability	
Part #	Angle (°) [± 0.5°]
SAL-35	35
SAL-37	37
SAL-39	39
SAL-41	41
SAL-43	43
SAL-45	45

Other MTO angles available



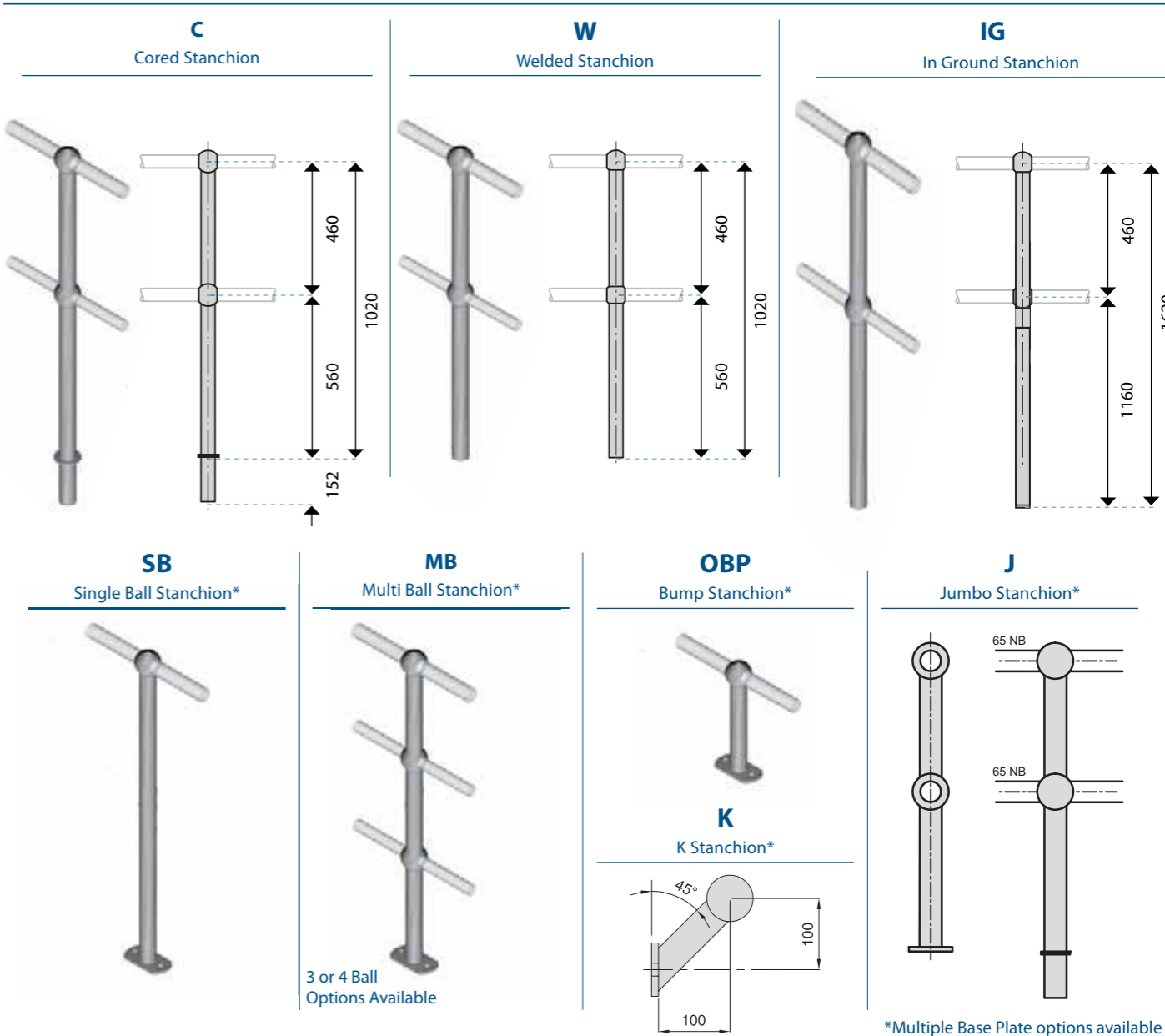
SOAR Angle Availability	
Part #	Angle (°) [± 0.5°]
SOAR-35	35
SOAR-37	37
SOAR-39	39
SOAR-41	41
SOAR-43	43
SOAR-45	45

SOAL Angle Availability	
Part #	Angle (°) [± 0.5°]
SOAL-35	35
SOAL-37	37
SOAL-39	39
SOAL-41	41
SOAL-43	43
SOAL-45	45

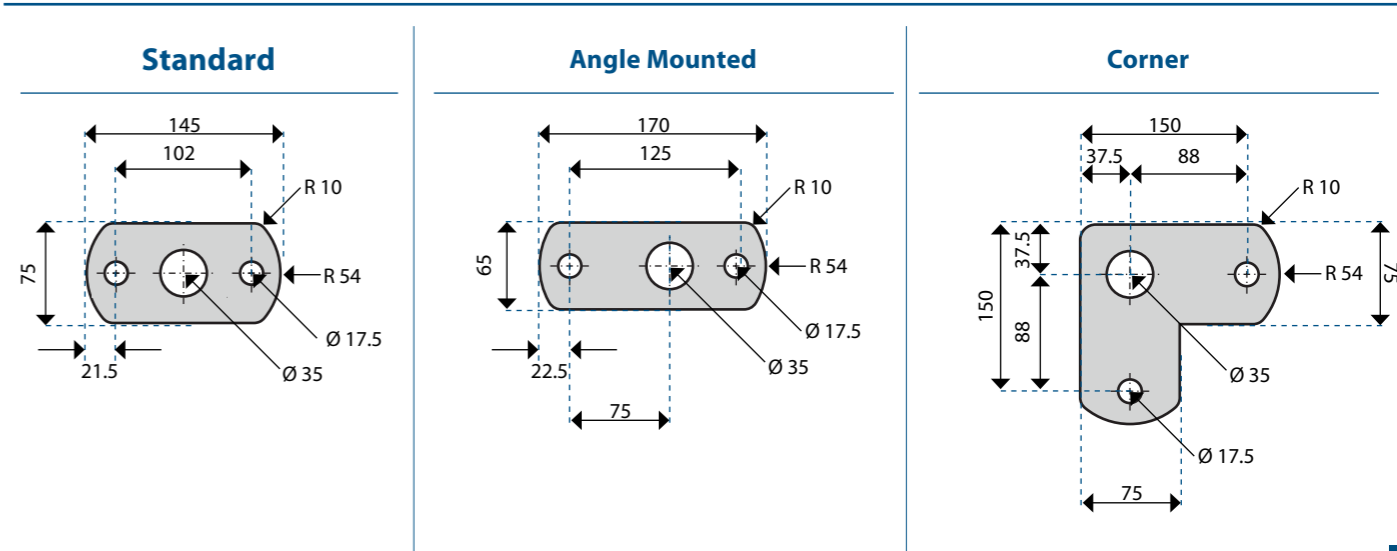
Other MTO angles available

HANDRAIL
Stanchions & Components

Other Stanchions

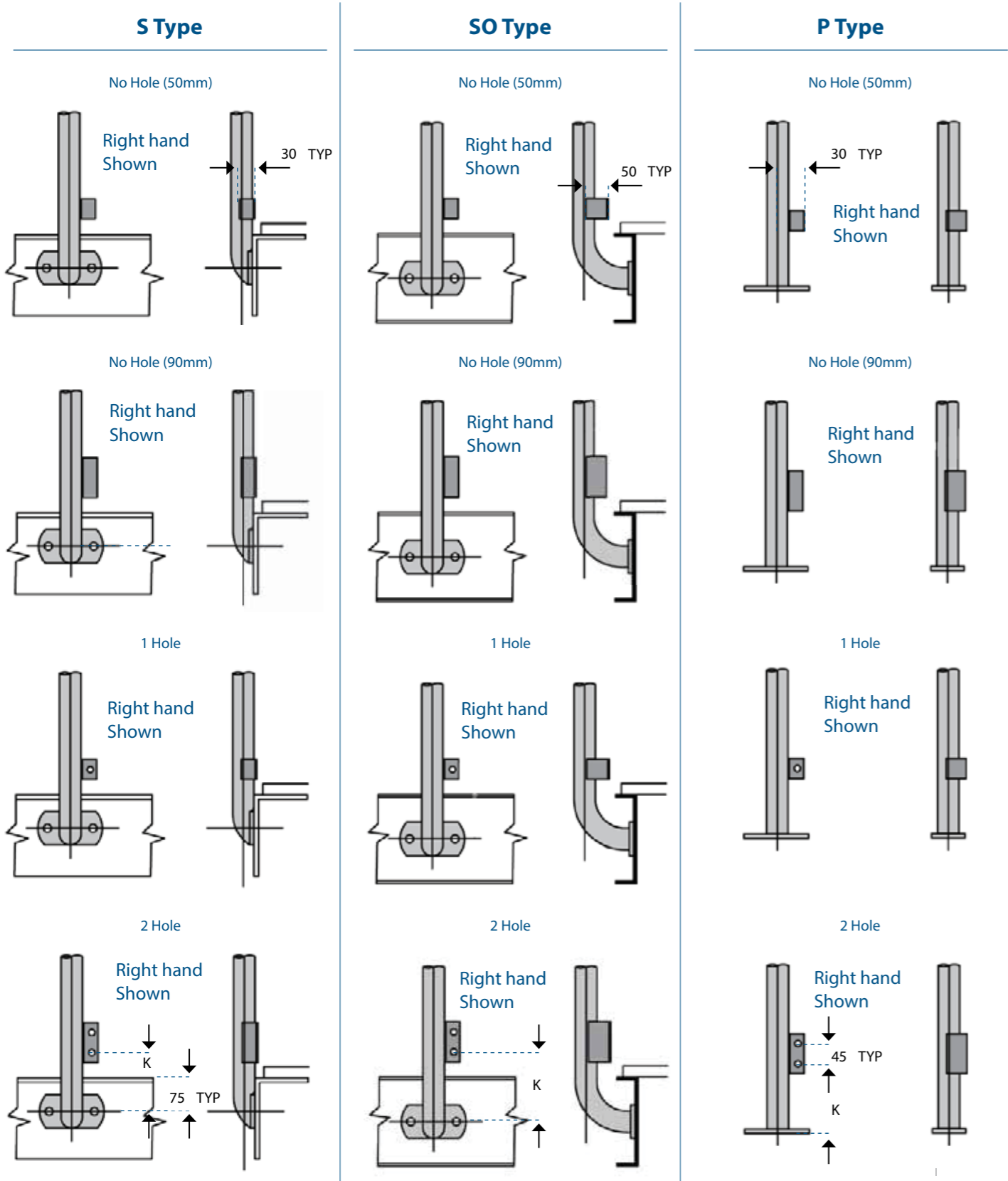


Base Plates



HANDRAIL
Stanchions & Components

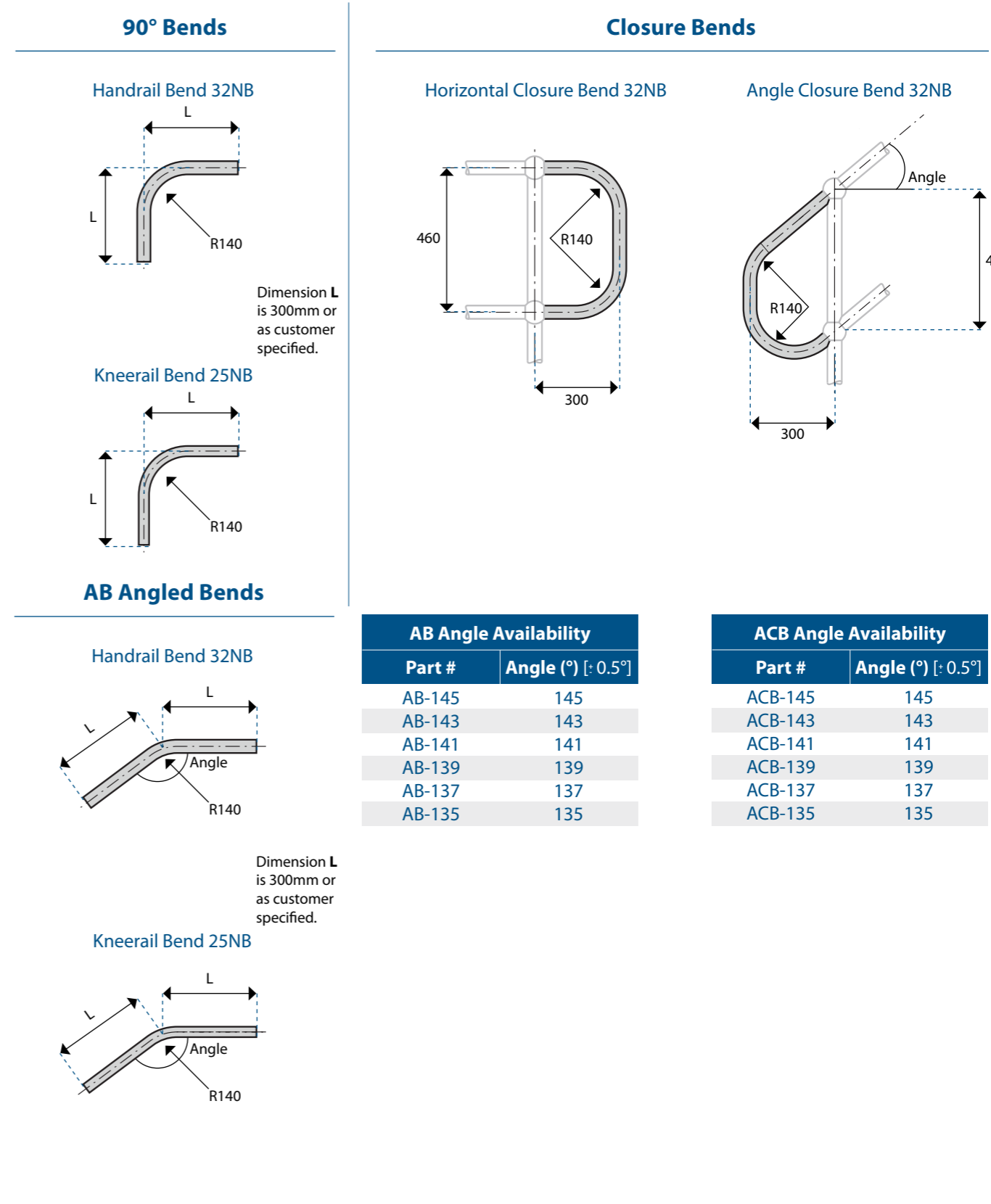
Kick Plate Mounting Brackets



Grating Height (mm)					Dimension 'K' for Various Stanchion Types
Type	Nil	20, 25, 32	40, 45, 50	60, 65	
P, W, C	K=40	K=65	K=80	K=100	
S, SO	K=115	K=140	K=160	K=175	

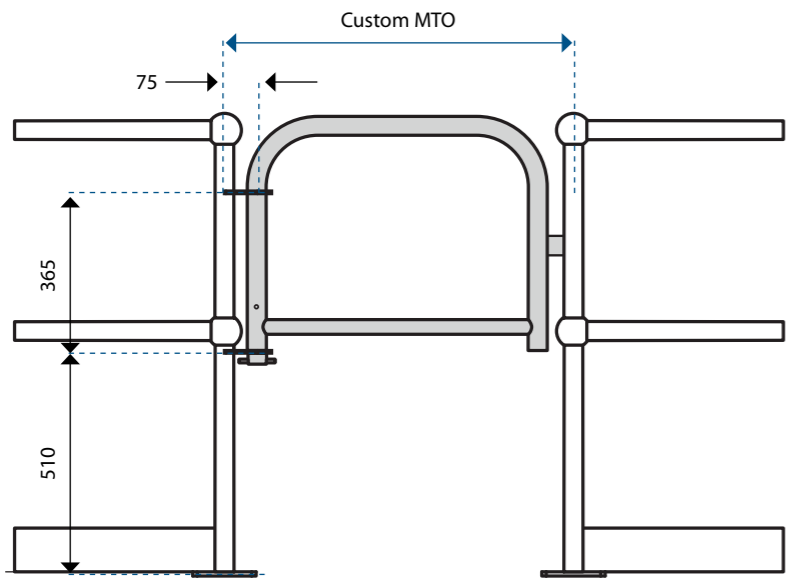
HANDRAIL
Stanchions & Components

Steel Rail Closures and Bends



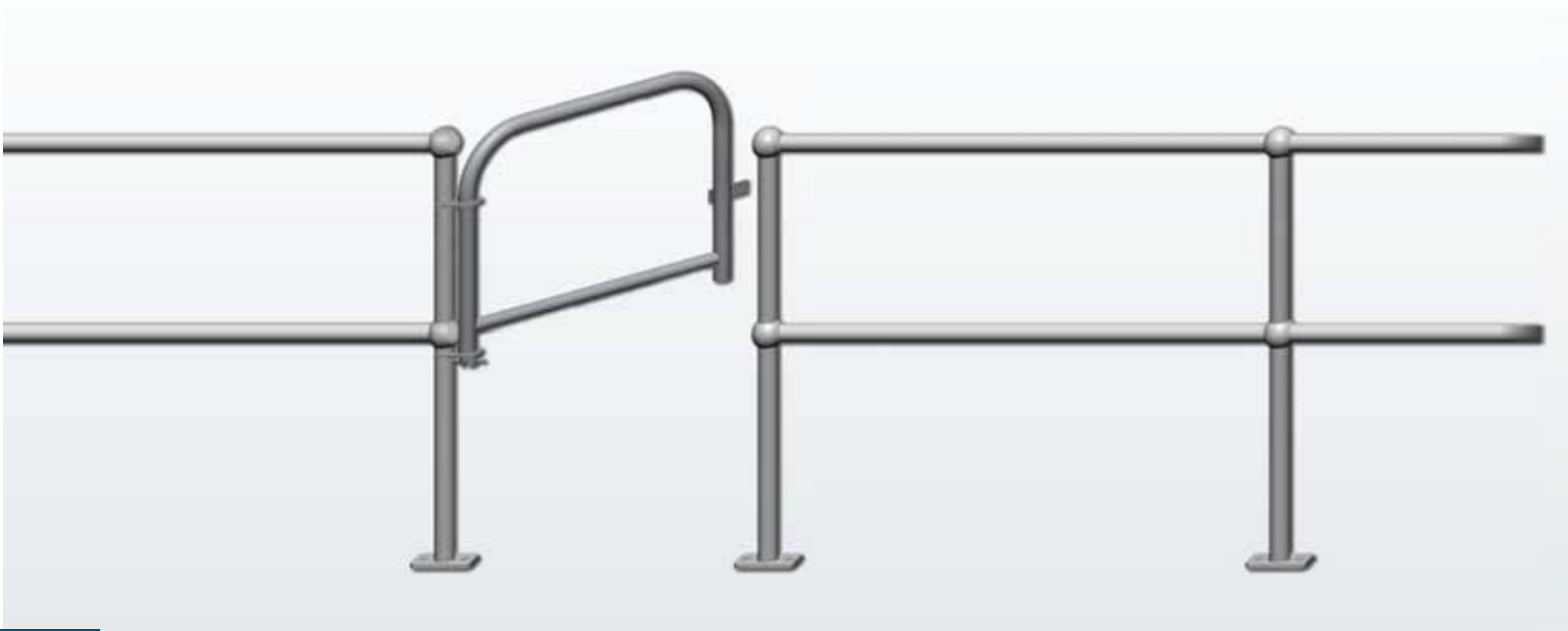
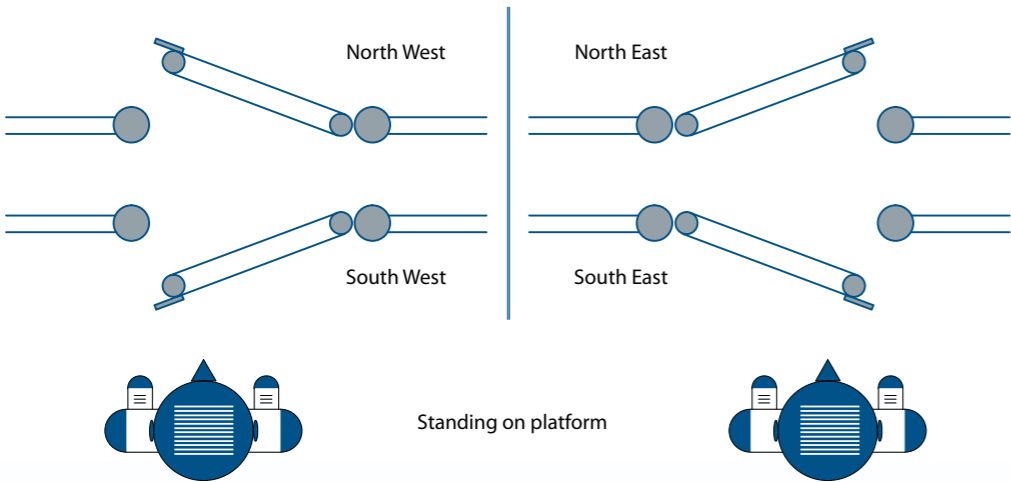
HANDRAIL
Self Closing Gates

HCG Half Self Closing Gate



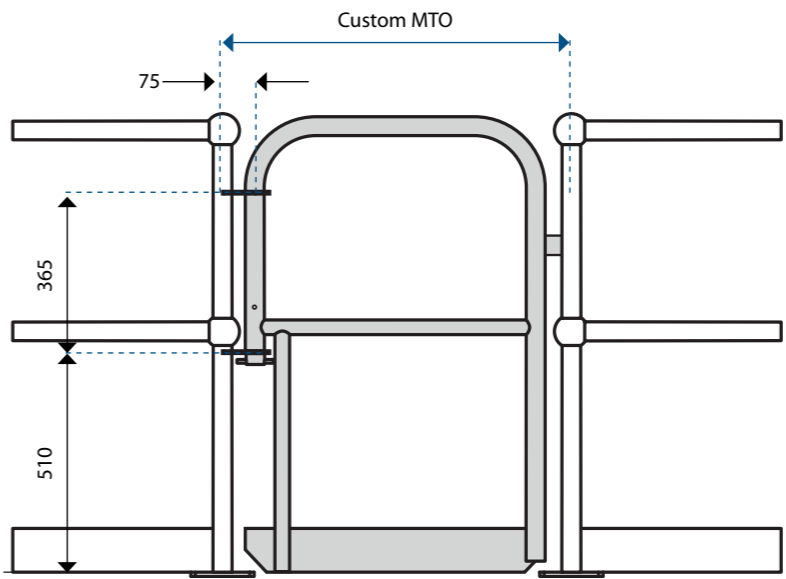
- Self tensioning hinge
- Available as an inline or offset assembly to allow for 180° rotation when opening

Swing Diagrams



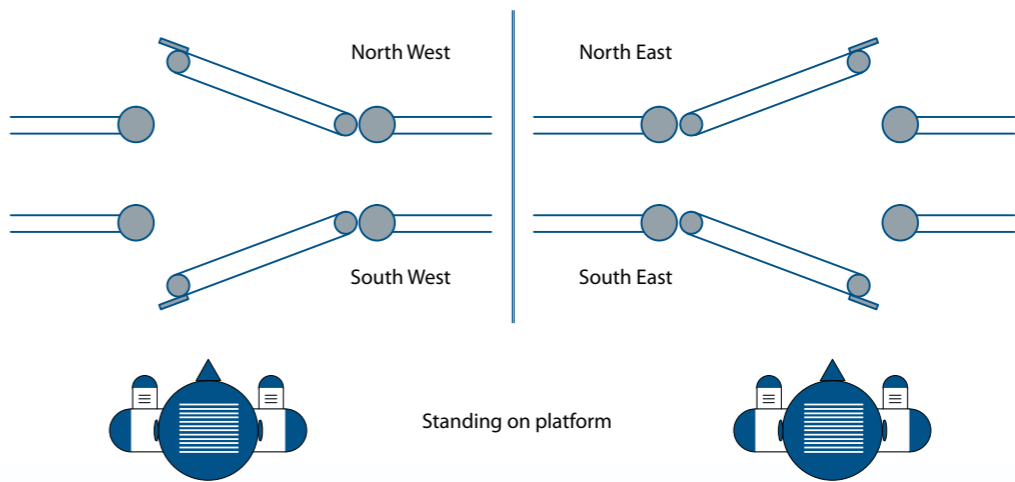
HANDRAIL
Self Closing Gates

FCG Full Self Closing Gate



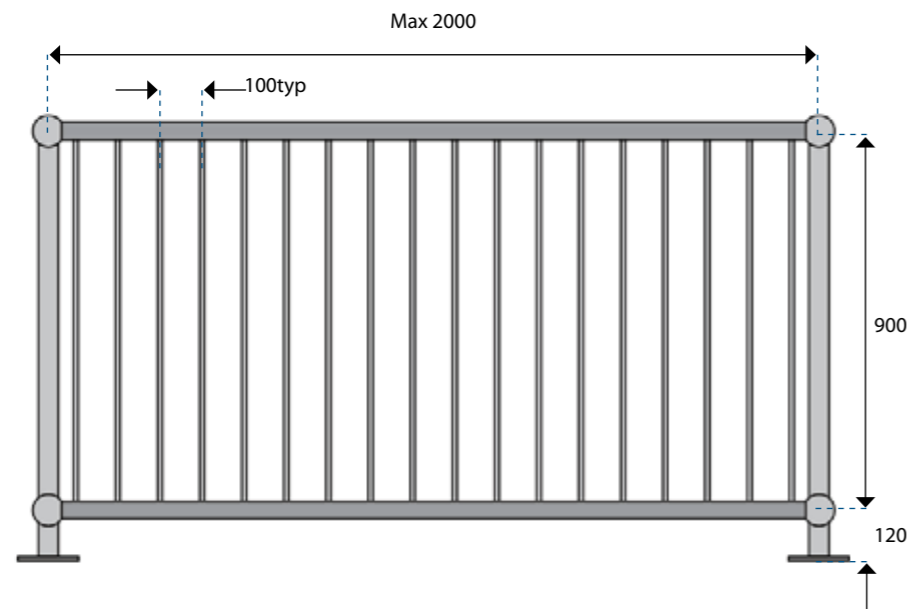
- Self tensioning hinge
- Available as an inline or offset assembly to allow for 180° rotation when opening

Swing Diagrams

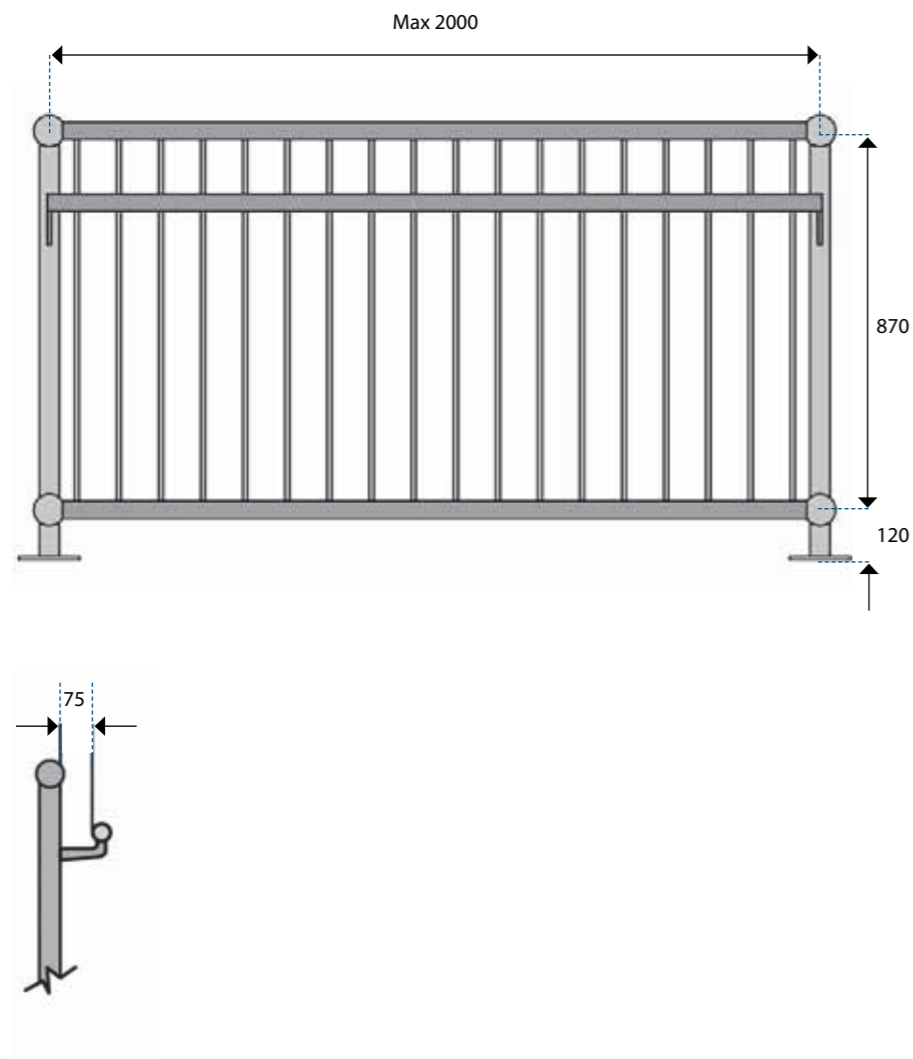


HANDRAIL
Balustrade

Balustrade Type 1

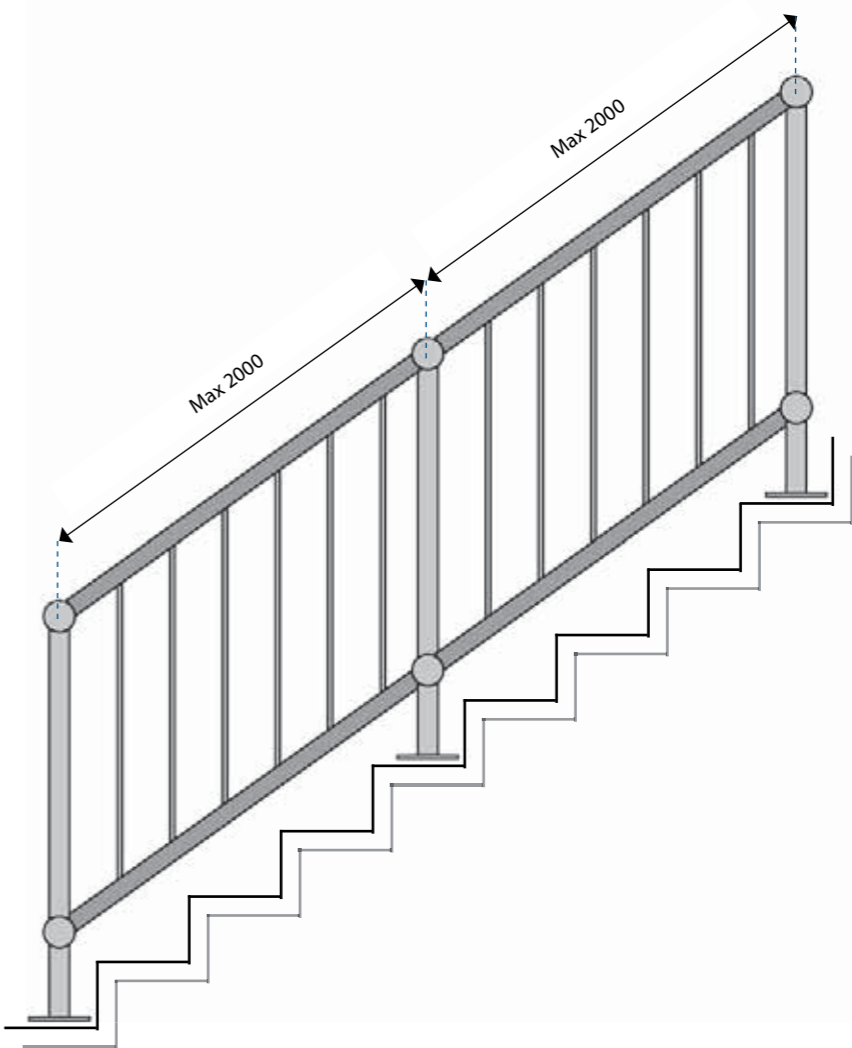


Balustrade Type 2



HANDRAIL
Balustrade

Balustrade Type 3





FABRICATION

7-11 Leith Street,
Wingfield SA 5013

PO Box 2600
Regency Park SA 5942

T +61 8 8440 7816

F +61 8 8440 7818

W www.idfabrication.com.au

E admin@idfab.com.au

